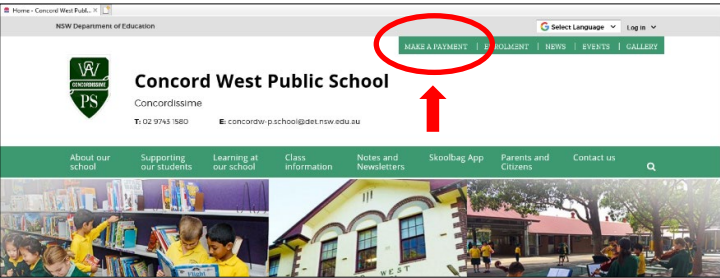
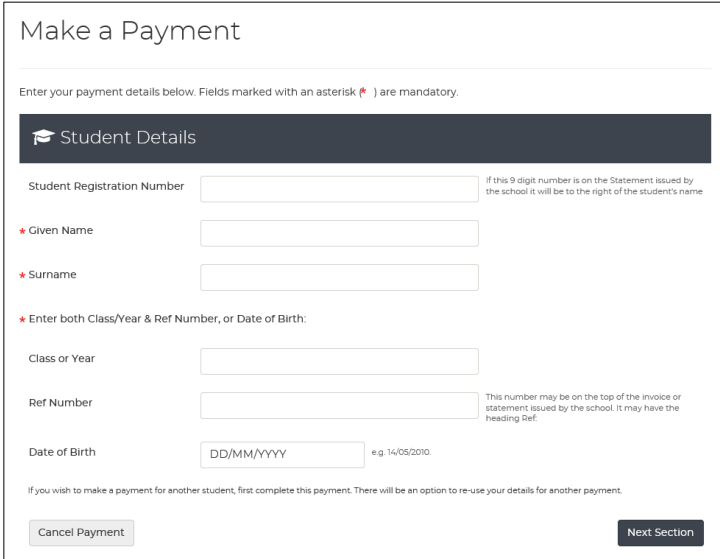
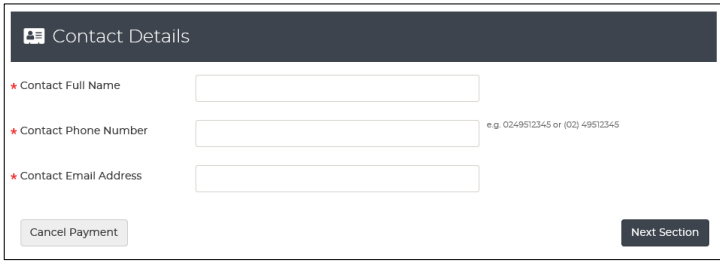
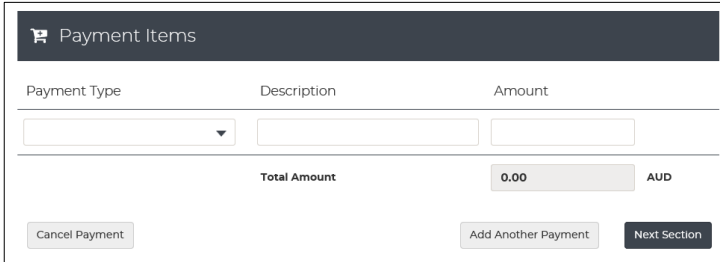




# Concord West Public School

## How to Make an Online Payment

<b>1. Go to the CWPS website</b>	<a href="http://www.concordw-p.schools.nsw.edu.au">www.concordw-p.schools.nsw.edu.au</a>
<b>2. Click “Make a Payment” on the home page</b>	
<b>3. Enter Student Details</b>  <i>You will need to enter your child's:</i> Given Name Surname Date of Birth  <b>Click “Next section”</b>	
<b>4. Add Contact Details</b>  Name and contact details of person making the payment  <b>Click “Next section”</b>	
<b>5. Add Payment Items</b> Multiple items can be paid for in one transaction using “Add Another Payment” function  <b>Click “Next section”</b>	
<b>6. Enter Payment Details</b>  - Enter Credit Card details <b>Click “Proceed to Confirmation”</b>  You will be provided with a receipt number	